

P2

Hello!

Do you like animals? What color do you like?

Today, let's learn animals, shapes and colors by making crafts. Let's make this craft with mom or dad.


Let's make these.

a red octopus
a purple hippo
a green frog
a blue elephant
an orange cat

Here are the things that you need for this craft. You will also need a marker for drawing some details.



Make the eyes by cutting big and small circles.
The big circles are white.
The small circles can be black, blue, green or any color that you like!
You can also use googly eyes for this project.




Which animal do you want to make today? Pick one!




Follow along the steps on how to make this craft.

a red octopus



Cut these shapes.




Draw details on the shapes.




Glue the pieces together, like this.

a purple hippo



Cut these shapes.



Draw details on the shapes.



Glue the pieces together, like this.

an orange cat



Cut these shapes.




Draw details on the shapes.




Glue the pieces together, like this.

a green frog



Cut these shapes.



Draw details on the shapes.




Glue the pieces together, like this.

a blue elephant



Cut these shapes.



Draw details on the shapes.



Glue the pieces together, like this.

Parents, please say these with your toddlers.

a red octopus

a purple hippo

a green frog

a blue elephant

an orange cat

Which animal do you like?

Pick one!

Let's say the body parts!

