

P4 PHONICS

Hi! How are you? I hope you are doing fine.

Have you seen all the lesson videos? Don't forget to answer your workbook and your drill books.

Today, let's make something that will make phonics more fun!


Don't forget, you need to do this craft with your parent or with an adult.

For this activity, you will need these.



Follow along the steps on how to make this craft.


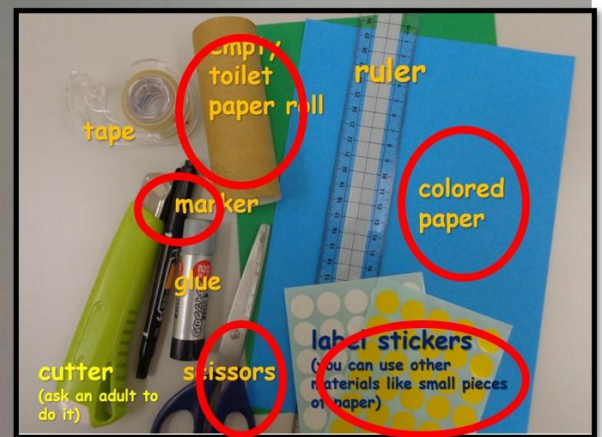
Wrap the empty toilet paper roll with colored paper. Use glue or tape to wrap it. Be careful with the scissors!



On your label stickers, write these letters with a marker. Write them on different colors, just like what you see above.

bl , fl , cl , gl , pl , sl

ack , ocks , ag , ute , ock , ose ,
ass , obe , ug , ant , eep , ippers




Cut another colored paper with this measurement. Be careful and don't cut yourself with the scissors.

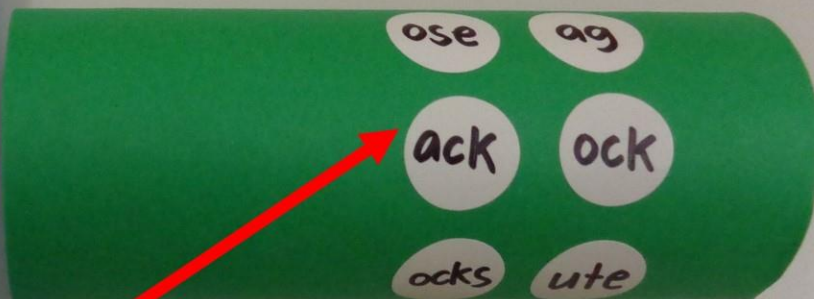
Leave 1 cm on top and 1 cm at the bottom. Mark these with a marker.

Stick the label stickers on this side of the paper. They should have space in between.

bl , fl , cl , gl , pl , sl




Make small windows beside these letters.
Ask an adult to do it for you.



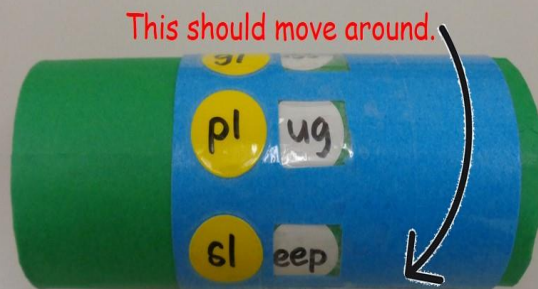
Stick these label stickers on this side of your wrapped toilet paper roll.

ack , ocks, ag, ute, ock, ose,
ass, obe, ug, ant, eep, ippers



Tape or glue these sides around the wrapped toilet paper roll.

Don't wrap it around too tightly.
You need to make sure that the paper above moves nicely.



This should move left and right, so you can see the other letters.



You can decorate it with stickers and washi tape...or with anything you like.

Just make it nice and lovely!

You can play a game with it, too. Use a timer and set the time. How many words can you make in 1 minute? Roll it and write the word once you see it.

These are the phonics words from Unit 1 of your book. Practice reading them and practice writing them, too.

black blocks
flag flute
clock close
glass globe
plug plant
sleep slippers



glass
 sleep
 plug
 clocks